

# YUKA mini 2 Series

Specifications

www.mammotion.com



**YUKA mini 2 1000    YUKA mini 2 600**

Navigation System	<b>360° LiDAR + AI Vision</b>	
Lawn Size	0.25 acre	0.15 acre
Max. Multi-zone Management	10	5
Max. Climbing Ability	45% (24°)	45% (24°)
Battery Capacity	6.1Ah	4.5Ah
Efficiency (Mowing area per charge)	100-300m <sup>2</sup> (1076 - 3229 sq ft)	70-210m <sup>2</sup> (753 - 2260 sq ft)
Motor Power	88w	88w
Cutting Width	7.5 in.	7.5 in.
Cutting Height	S: 0.8-2.4 in. H: 2.0-3.5 in.	0.8-2.4 in.
Connectivity	Bluetooth & Wifi & 4G	Bluetooth & Wifi & 4G
Waterproof	IPX6	IPX6
Noise Level	57db	57db

**YUKA mini 2 800    YUKA mini 2 500**

Navigation System	<b>Triple-Camera AI Vision</b>	
Lawn Size	0.20 acre	0.12 acre
Max. Multi-zone Management	5	5
Max. Climbing Ability	45% (24°)	45% (24°)
Battery Capacity	4.5Ah	4.5Ah
Efficiency (Mowing area per charge)	100-230m <sup>2</sup> (1076 - 2476 sq ft)	100-230m <sup>2</sup> (1076 - 2476 sq ft)
Motor Power	88w	88w
Cutting Width	7.5 in.	7.5 in.
Cutting Height	0.8-2.4 in.	0.8-2.4 in.
Connectivity	Bluetooth & Wifi & 4G	Bluetooth & Wifi & 4G
Waterproof	IPX6	IPX6
Noise Level	58db	58db

# Smart Yards Start Here



### Contact us

Customer Support: support-na@mammotion.com  
 Become A Distributor: distribution@mammotion.com  
 Marketing & PR: marketing@mammotion.com  
 Explore job openings: career@mammotion.com

Follow us on



Website



YouTube



Instagram



TikTok

# YUKA mini 2

AI-Powered Installation-Free  
Robot Lawn Mower

# YUKA mini 2 1000 / 600



## 360° LiDAR + AI Vision, All-Around, All-Day

The 360° × 45° LiDAR with upgraded AI vision delivers up to 60 m detection and cm-level accuracy for stable navigation and precise mowing in any yard environment.

### Common Functions of YUKA mini 2 Series



Upgraded AI Chip



Drop Mow



45% Slope Capability



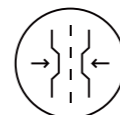
IPX6 Waterproof



Adjustable Cutting Height



5 pivoting razor blades



55cm(21.7") Narrow Path



## 300+ Obstacle Recognition

YUKA mini 2 Series have enhanced sensitivity to accurately detecting over 300 types of obstacles even in dynamic environments.



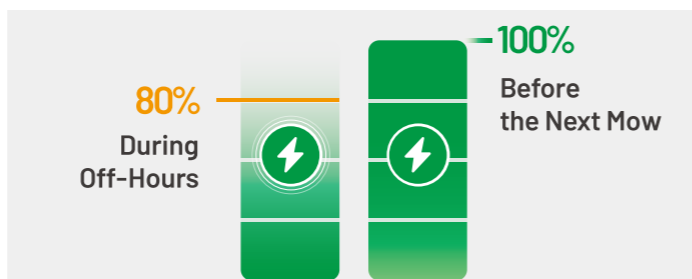
Customizable Edge Cutting



Smart Cliff Shield



Multi-Zone Management




Smart Battery Management



DropMow

# YUKA mini 2 800 / 500

Tri-Cam AI Vision Navigation



Powered by three integrated cameras, YUKA mini 2 800 & 500 can automatically explore and map up to five consecutive zones, making mapping process more hands-free.